



DLFBe-I

Addressable linear beam smoke detector


- **STANDARD EN54-12, EN54-17, Full CE marking according to CPD**
- **Number of certification: 0333 CPD 075 019**

DLFBe is the ideal detector for covering large areas like entrance halls and long distances like corridors. It is also suitable for high buildings, where fire smoke will not be reached by a point detector fixed on the ceiling. It can also substitute point detectors for aesthetic reasons, or simply to limit the number of detectors in an area. **Small and streamlined size** of the **DLFBe** is really suitable for public buildings like museums, hospitals, and schools. The use of **DLFBe** is the solution for most of the industry's needs, warehouses, factories, technical galleries or tunnels. Its exceptional coverage from **3m to 100m** puts it among the highest performance of the world-wide present market. **DLFBe** is connected to the loop and **does not need any external power supply nor interface modules**.

The **BEAM-BR** can remotely disable the **DLFBe-I**.

BEAM-BR action is made with the use of a physical key.

Also available the **DETTEL** installation, configuration and remote tool for **DLFBe-I** can be connected directly to Beam detector or on the **BEAM-BR** connected remotely on the Beam.



Main characteristics

- Standard EN54-12
- CE mark (according to CPD)
- 3m to 100m coverage and 14m wide coverage (7m on each side)
- Small and streamlined size
- Easy mounting and setting
- No external power supply needed
- Visible ray to help alignment

Power supply specification	
Main supply voltage	12Vdc to 30Vdc
Quiescent current (24Vdc)	<3,0mA
Alarm current (24Vdc)	<4,5mA
Mechanical characteristics	
Unit weight	1,2Kg
Unit dimensions (in mm)	H:170 W:135 D:160
Free area	270mm (left) / 270mm (right)
Unit row material	ABS
Unit colour	White
IP rating	IP51 for the optical head IP31 for the overall device
Mounting mode	3 button-head screws Ø5mm (not supplied)
Setting access	Cover removed (Level 2) / DETTEL
Climatic characteristics	
Operating temperature	-10°C to +55°C
Operating relative humidity	≤ 95% without condensation
Storage relative humidity	≤ 85% without condensation
Optical characteristics	
Optical wavelength	635nm
Operating range	3m to 100m
Width operating range	7m form each side (14m total)
Vertical setting range	± 8°
Horizontal setting range	± 8°
Red LED indicator	Fire alarm
Yellow LED indicator	Fault
Beam disalignment limits	±0,5°

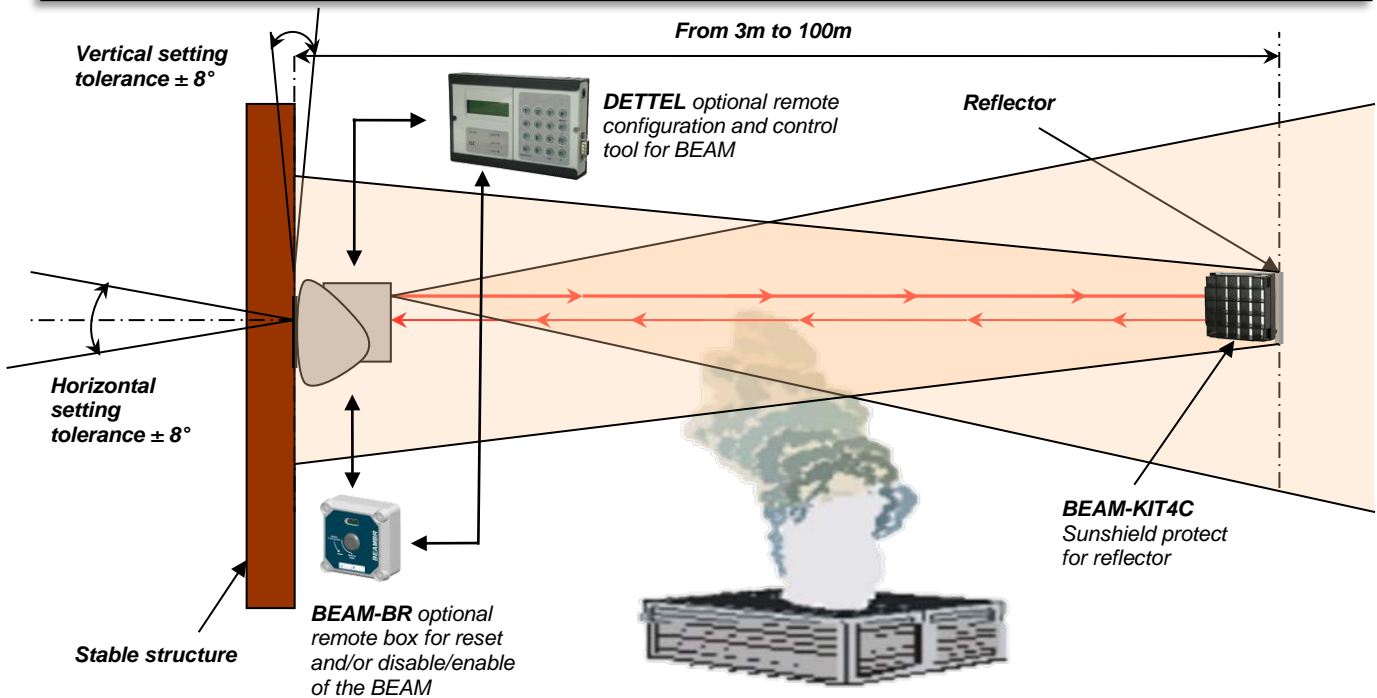


Reflector		
Distance	Quantity of reflector	Total dimension
From 3m to 40m	1	100mm x 100mm
From 40m to 60m	2	100mm x 200mm
From 60m to 80m	4	200mm x 200mm
From 80 to 100m	9	300mm x 300mm




DLFBe-I

Addressable linear beam smoke detector



CONNECTION



- 1 + Line or + loop input/output (when internal isolator is not used) or + loop input (when internal isolator is used)
- 2 - Line or - loop input/output (when internal isolator is not used) or - loop input (when internal isolator is used)
- 3 + loop output (when internal isolator is not used)
- 4 - loop output (when internal isolator is not used)
- 5 Not used
- 6 Not used
- 7 Not used
- 8 Not used
- 9 + line for Beam BR
- 10 - line for Beam BR
- 11 + for key input (BEAM-BR)
- 12 Ground for BEAM-BR

General principle

At the inner part, in the optical block, an emitter sends a light signal that just beams on the reflector and a receptor measures the signal strength across two lenses. It is the only optical setting. Fire is easily detected because the light beam is subdued by the smoke. As a result, the DLFBe transmits an alarm signal and puts on its red integral status indicator. The alarm stays memorized until reset. Basically the DLFBe is very easy to fix. To help the user to align with an optimum way the optical block on the rear reflector, the DLFBe is equipped with powerful and easy software tools.

REFERENCE

DLFBe-I

DESCRIPTION

Addressable linear smoke beam detector from 3 to 100m (with full reflector)

OPTIONS

DETTEL

Remote control with display and keypad for DLFBe

BEAM-BR

Remote box for BEAM for remote disable/reset of the DLFBe

BEAM-KIT4CC

Sunshield protect for reflectors, supplied for 4 reflectors 10x10 reflectors

